



How to disassemble the PS3 FAN


1 Remove these 2 wires from the socket.



2 Remove 2 screws.



3 Remove the power board and 2 screws then unplug the power cord (arrow indicated position).



4 Remove the PS3 Fan.

